

HearS-cCMV project (Hearing Screening for congenital CMV)


How to collect saliva from your baby

Before starting, please take note of two important points:

- If you are breastfeeding or giving your baby expressed breast milk don't take the sample for at least 1 hour after the feed. If your baby is having formula you can complete the saliva sample at any time.
- Take the sample as soon as possible, preferably before your baby turns 21 days old.

1. When you are ready, unpack your study pack. The pack contains:

An information statement with a consent form at the end.



A copy of the consent form and a white envelope.



A saliva collection kit in a plastic bag and an express post envelope




2. Read the information statement and sign both the consent forms.

Don't forget to complete the details at the bottom about your child and their last feed.



If you can, take a photo and either text or email it to the study team.



Keep one copy and return the other in the white envelope.



3. Next, take out the saliva collection kit.

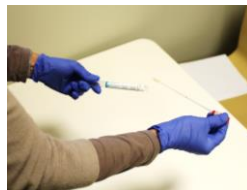
Working in Partnership with



Double check that your child's name and date of birth are spelt correctly on the pathology slip AND on the saliva tube. If not, please fill these details in.



Clean your hands. Put on the gloves and twist the top of the swab stick to pull it out.



While holding onto the top of the swab stick, place the swab into your baby's mouth. Hold it against your baby's cheek for about 1 minute to soak up the saliva.



Put the swab back inside the tube and push it tightly closed to make sure it is sealed.



Fill in the details at the bottom of the pathology slip including the date & time saliva was collected.

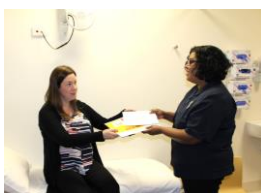


Place the swab tube and the pathology slip in the plastic bag. Put the plastic bag in the express post mail bag and seal it.



As soon as you can, return the yellow express-post and the white reply-paid envelopes to the study team:

If you are still in hospital, give both envelopes to the nurse or a hearing screening staff.



If you have left hospital, please post them back as soon as you can inside Australia Post.



Or, you can post the white reply-paid envelope in an ordinary red mail box. And the yellow express-post envelope in a yellow express-post mail box.



Thank you for being part of the HearS-cCMV study. If you have any questions or need any further advice please contact the HearS-cCMV team

Phone: 0421 222 485 | Email: hears.ccmv@mcri.edu.au

You can also read more information on our website: <https://www.mcri.edu.au/research/projects/hears-ccmv-project>